

# **Nickel Supply & Demand**

**Sumitomo Metal Mining Co., Ltd**  
**Nickel Sales & Raw Materials Dept.**

1

## **Contents**

- 1. Nickel Statistics in Japan**
- 2. Nickel Market in Japan**
- 3. Global Nickel Supply & Demand**

2

# 1. Nickel Statistics in Japan

3

## Ni Statistics in Japan

1. Iron and Steel, Non-Ferrous Metals  
Statistics (By METI)

Published by Monthly

2. Import/Export Statistics (By MOF)

Released by Monthly

3. Producer's Production, Delivery, Stock (By JMA)

Accessible for JMA Members

4

## Ni Statistics in Japan

### 1. Statistics By METI

- Consumption ( Consumer ) Not 100% covered
- Stock(Producer,Trader,Consumer) Mostly covered but not 100%

### 2. Statistics By JMA

- Production(E-Ni,Fe-Ni,NOS,Ni Salts) 100% covered
- Delivery (E-Ni,Fe-Ni,NOS,Ni Salts) 100% covered

5

## Apparent & Real Consumption in Japan

### 1. Apparent Consumption

Import + Delivery (Domestic)

2005CY : 75.0KT+114.8KT=**189.8KT**

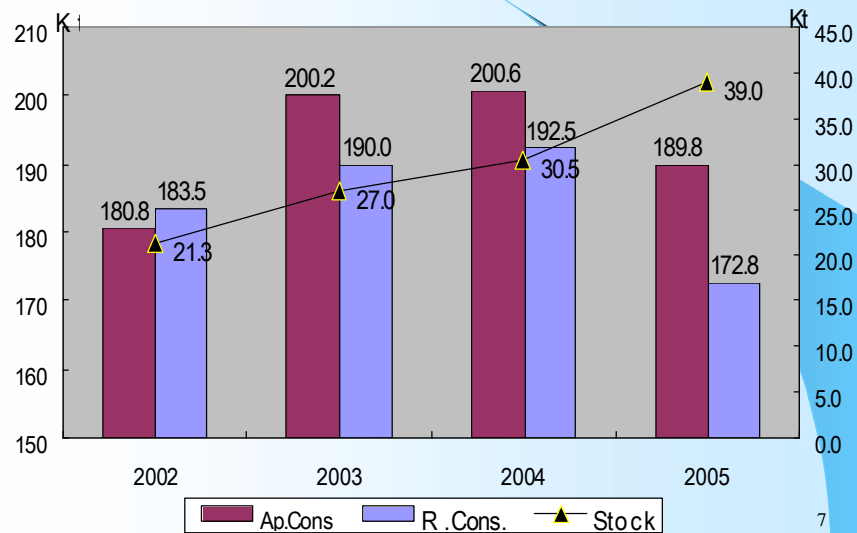
### 2. Real Consumption

Stock(at Beginning of the Year) + Production +  
Import – Export – Stock(at End of the Year)

2005CY : 30.5KT+165.4KT+75.0KT–59.7KT–  
39.0KT=**172.8KT**

6

## Apparent & Real Consumption, Stocks In Japan



## Off-Cut Ni Imported as Scrap

- Off- Cut Nickel from several countries had imported as Nickel Scrap until 2002
- INSG pointed out the difference between Apparent Consumption and Real Consumption caused by that procedure
- From 2003, Most Off-Cut Nickel imported as Ni scrap has disappeared

## Off-Cut Nickel Imported as Scrap

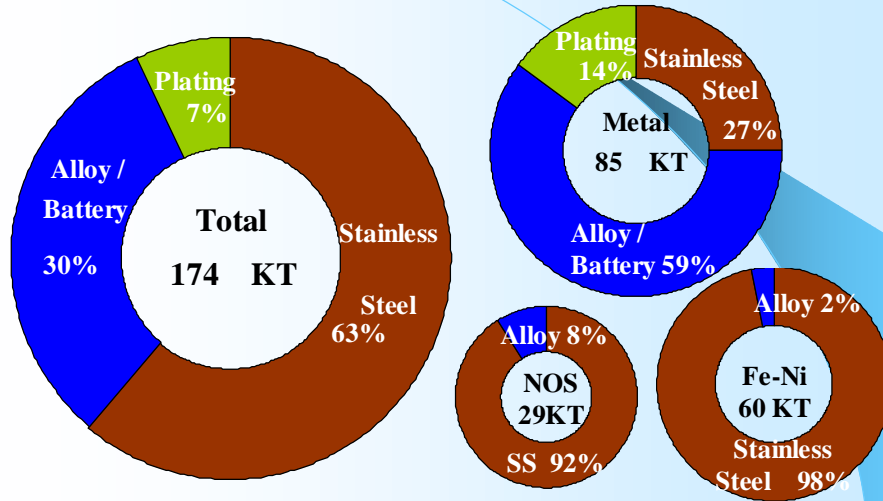
Country	2002		2003	
	Scrap	Unwrought Ni	Scrap	Unwrought Ni
Z	2,466	4,394	0	8,102
R	3,266	8,155	705	9,131
S	840	3,312	0	6,901

9

## 2. Nickel Market in Japan

10

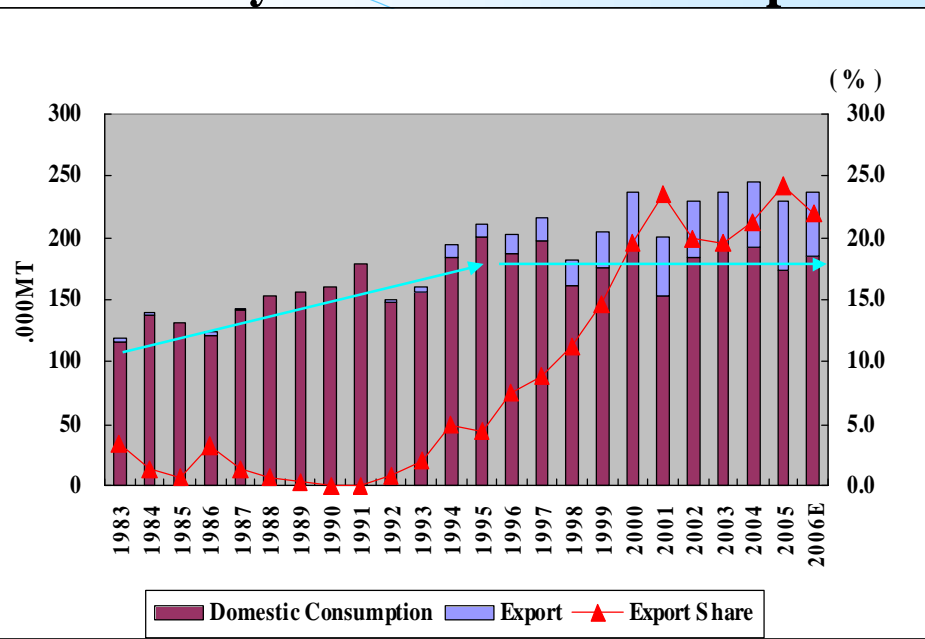
## Japanese Nickel Consumption (2005)



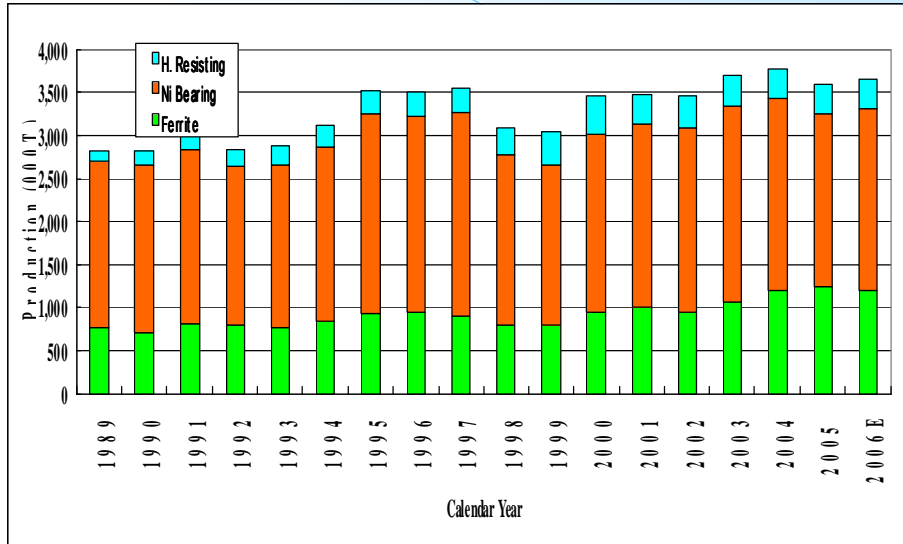
( SMM Estimate )

11

## Primary Nickel Demand in Japan

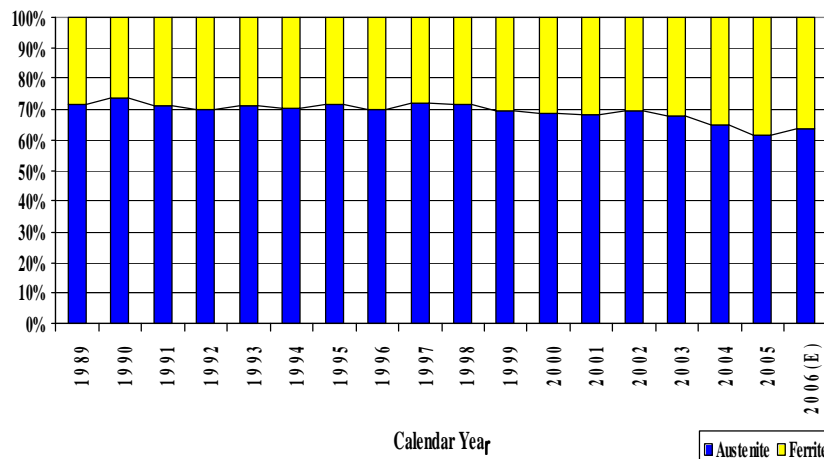


## S. Steel Production in Japan – H.Roll



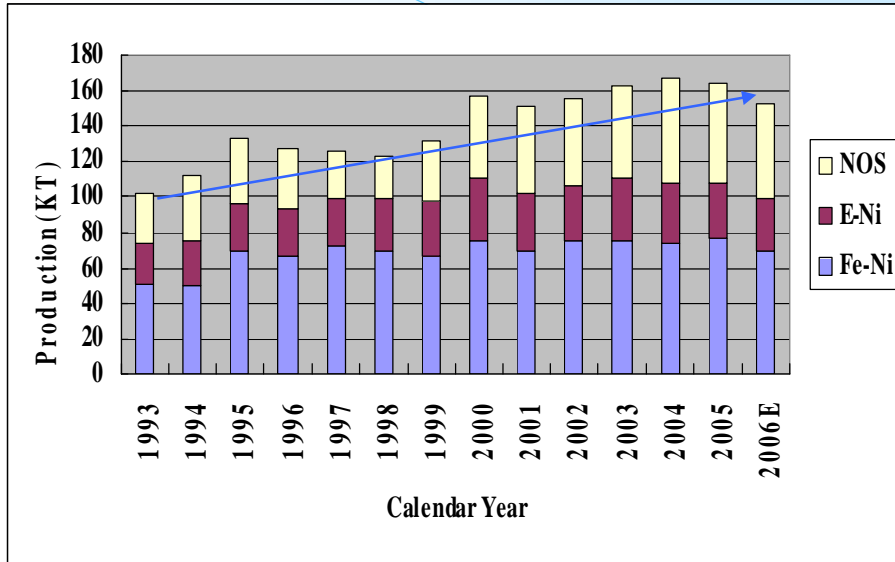
13

## Austenite Ratio in Japan



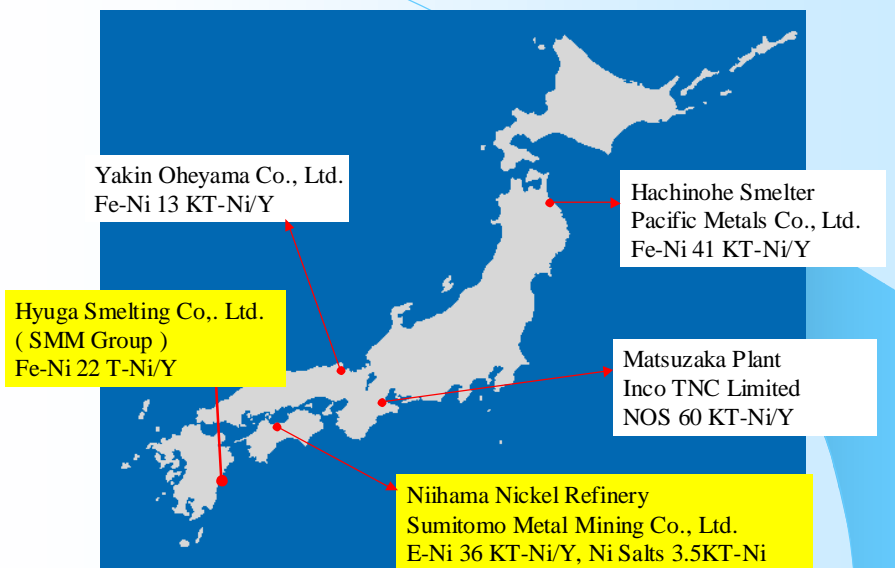
14

## Primary Nickel Production in Japan



15

## Nickel Producers in Japan



16

## **Nickel Production in Japan**

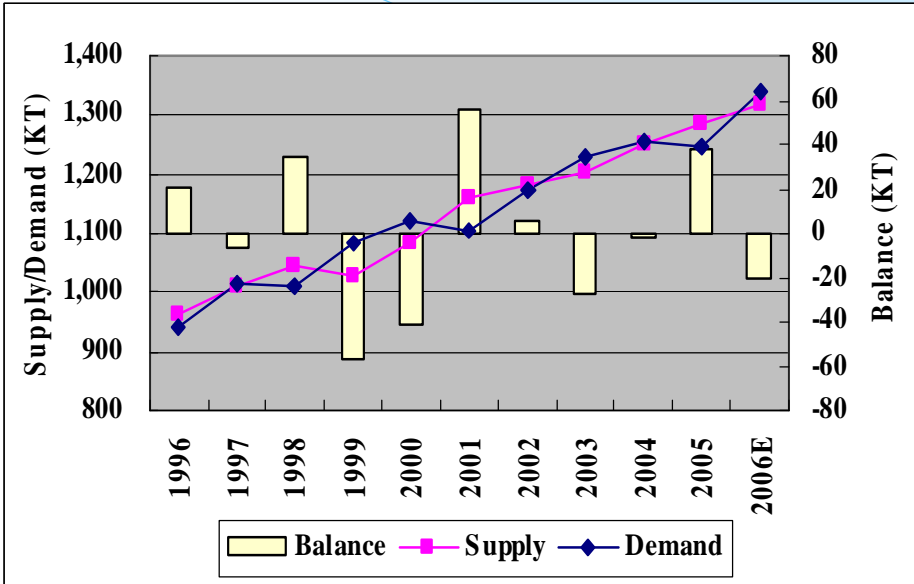
- 1. No nickel resource in Japan.  
100% dependent on imported raw materials.  
Efforts to secure stable raw material supply  
from overseas.**
- 2. Efforts for Technological Innovation and  
Improvement by producers to keep  
competitiveness.**

17

## **3. Global Nickel Supply & Demand**

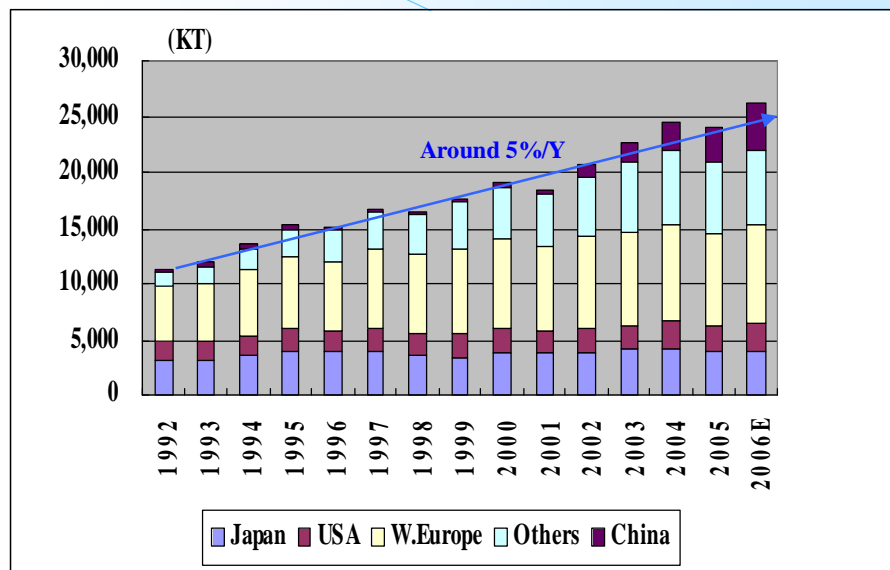
18

## Global Supply & Demand '96-'06



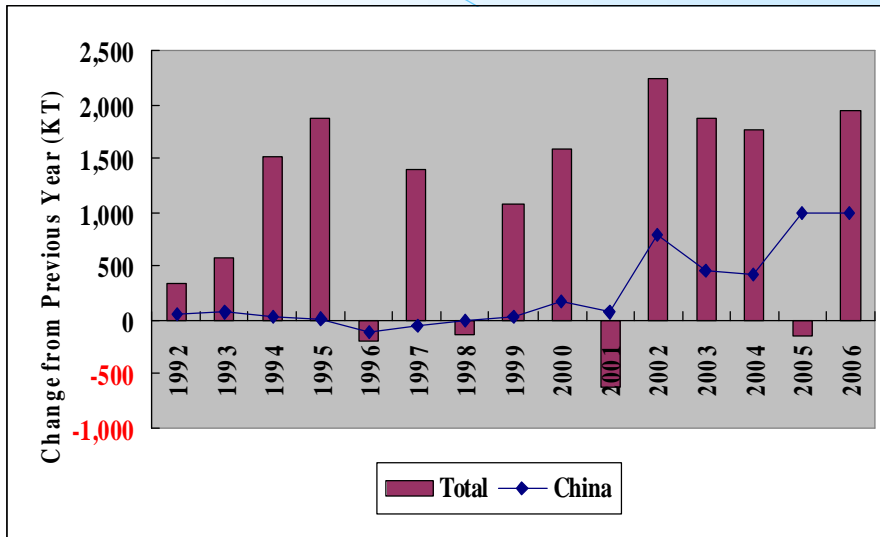
19

## Global Stainless Steel Production - Ingot



20

## China - The growth center from 2002 - Stainless Steel Production Increase -



21

## Year 2006

### 1. Demand for nickel

- Stainless Steel →
- Aerospace →
- Energy →
- Electronics →
- Plating. →

- ### 2. All producers planned their production at full level. But many of them are running at lower level than their original plan due to accidents or troubles.

22

## Global Supply & Demand '04-'06

Market turned to surplus in 2005.  
Balance can be tighter in 2006.

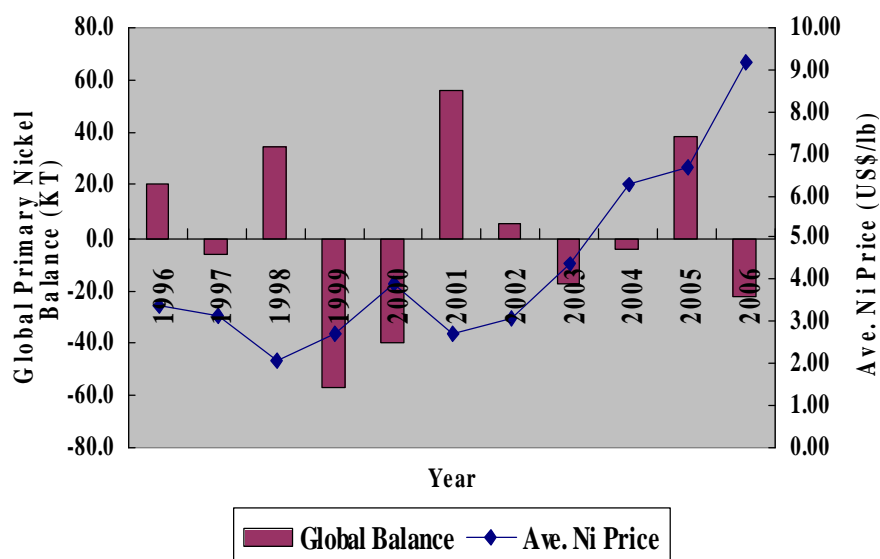
	04	05	06(E)
Refined Production	1,250	1,282	1,319
Consumption	1,253	1,245	1,341
Global Balance	-3	37	-22

Source : '04-'05 INSG World Nickel Statistics – September '06  
'06 SMM estimate

23

## Balance looks Trend Maker

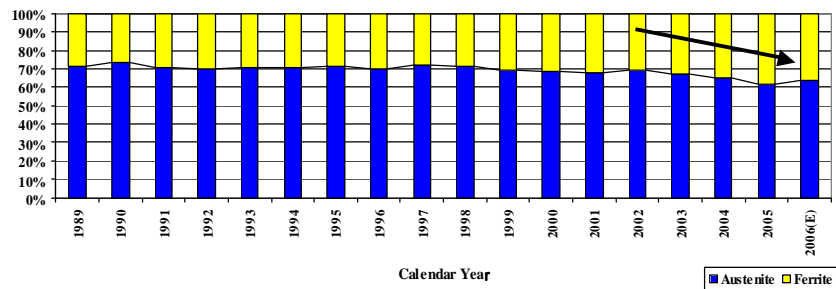
- Fund money distorted the theory from 2005 ? -



## Impact of Price Hike

- **Substitution from nickel to other material**
- **issue of comparative competitiveness among materials**

(Austenitic Ratio in Japan)



25

**END**

26